



18SW115

18 inch low frequency driver

Features:

- 3400 W continuous program power capacity
- 116 mm (4.5 in) split winding copper voice coil
- 35 - 1500 Hz response

SPECIFICATIONS

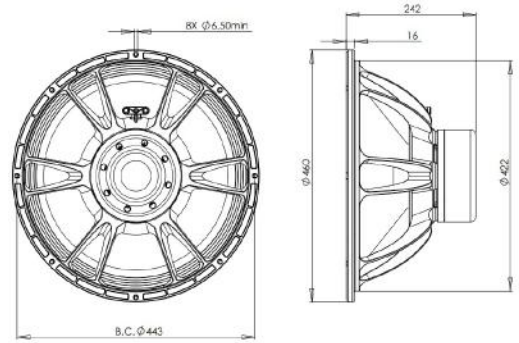
Nominal Diameter	460 mm (18.0 in)
Nominal Impedance	8 Ω
Minimum Impedance	6.5 Ω
Nominal Power Handling ¹	1700 W
Continuous Power Handling ²	3400 W
Sensitivity ³	97.0 dB
Frequency Range	35 - 1500 Hz
Voice Coil Diameter	116 mm (4.5 in)
Winding Material	Copper
Former Material	Glass Fibre
Winding Depth	34.0 mm (1.33 in)
Magnetic Gap Depth	14.0 mm (0.55 in)
Flux Density	1.16 T

MOUNTING AND SHIPPING INFO

Overall Diameter	460 mm (18.0 in)
Bolt Circle Diameter	443 mm (17.44 in)
Baffle Cutout Diameter	422.0 mm (16.6 in)
Depth	242 mm (9.5 in)
Flange and Gasket Thickness	16 mm (0.62 in)
Air Volume Occupied by Driver	10.5 dm ³ (0.37 ft ³)
Net Weight	11.9 kg (26.2 lb)
Shipping Units	1
Shipping Weight	13.7 kg (30.2 lb)
Shipping Box	500x500x300 mm (19.69x19.69x11.81 in)

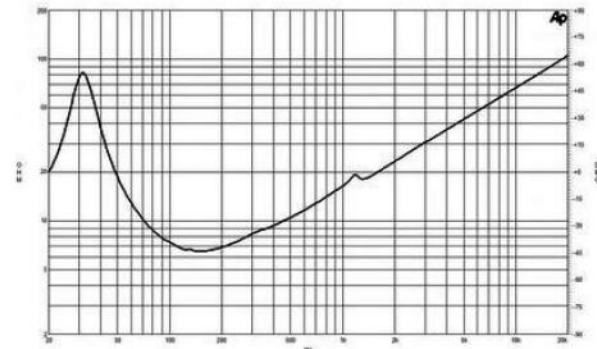
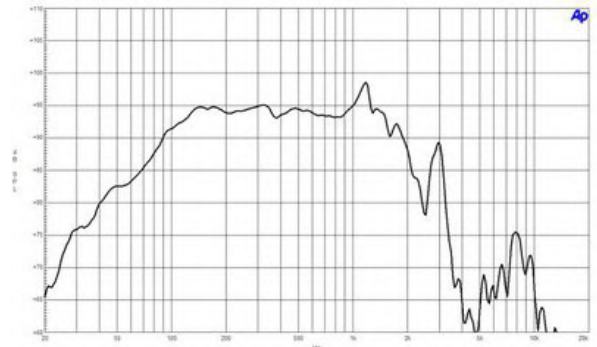
PARAMETERS⁴

Resonance Frequency	32 Hz
Re	5.3 Ω
Qes	0.32
Qms	5.6
Qts	0.3
Vas	187.0 dm ³ (6.5 ft ³)
Sd	1210.0 cm ² (187.6 in ²)
η _o	1.9 %
X _{max}	14.0 mm
X _{var}	16.0 mm
M _{ms}	275.0 g
Bl	30.3 Txm
Le	1.9 mH
EBP	100 Hz



DESIGN

Surround Shape	Triple Roll
Cone Shape	Radial
Magnet Material	Neodymium Inside Slug
Spider	Double Silicone
Pole Design	T-Pole
Woofer Cone Treatment	TWP Waterproof Both Sides
Recommended Enclosure	150.0 dm ³ (5.3 ft ³)
Recommended Tuning	35 Hz



1. 2 hours test made with continuous pink noise signal within the range Fs-10Fs. Power calculated on rated nominal impedance. Loudspeaker in free air.
 2. Power on Continuous Program is defined as 3 dB greater than the Nominal rating.
 3. Applied RMS Voltage is set to 2.83 V for 8 ohms Nominal Impedance.
 4. Thiele-Small parameters are measured after a high level 20 Hz sine wave preconditioning test.